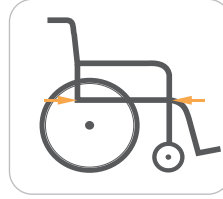


flexx ^{TALL}



Extendable seat depth to assist taller users in need of mobility




46 / 48.5 / 51 cm



flexx ^S



The entry level of Flexx series equipped with all key adjustments and features



Flexx Specifications	flexx	flexx TM	flexx ^{HD}	flexx ⁱ
Seat Width* Seat Depth (inch)	14/15/16/17/18/19/20* 16/17/18	16/17/18/19* 19/20	20/22/24* 16/18/20	14/15/16/17/18/19/20* 16/17/18
Seat Width (mm)	355/380/405/430 /455/480/505	405/430/455/480	510/560/610	355/380/405/430 /455/480/505
Seat Depth (mm)	410/435/460	485/510	410/460/510	410/435/460
Seat Height (mm)	390-530	460-530	460-530	390-530
F/R wheels(inch)	F: 5/6/7/8 R: 14F/14Q/20Q/22Q/24Q	F: 6/7/8 R: 14F/14Q/22Q/24Q	F: 6/7/8 R: 14F/14Q/22Q/24Q	F: 5/6/7/8 R: 14F/14Q/20Q/22Q/24Q
Backrest Height (mm)	430/510/380-530	430/510/380-460	430/510/380-460	430/510/380-530
Armrest Height (mm)	220-240/210-290	220-240/210-290	210-290	220-240
Calf Length (mm)	380-480	380-480	380-480	380-480
Total Weight (kg)	Min. 14.5 (14F) Min. 15.0 (24Q)	Min. 15.5 (14F) Min. 16.0 (24Q)	Min. 16.8 (14F) Min. 17.3 (24Q)	Min. 14.5 (14F) Min. 15.0 (24Q)
Max. User Weight (kg)	130	130	170	130
Overall L x W x H (mm)	Min. 1020*540*760 Max. 1070*690*1060	Min. 1150*590*840 Max. 1180*670*1040	Min. 1080*710*840 Max. 1180*810*1040	Min. 1020*540*760 Max. 1070*690*1060
Overall Folded L x W x H (mm)	Min. 1020*340*760 Max. 1070*340*1060	Min. 1150*340*840 Max. 1180*340*1040	Min. 1080*350*840 Max. 1180*350*1040	Min. 1020*340*760 Max. 1070*340*1060

Remark: Karma reserves the right to modify information herein without further notice. * / * means optional; * - * means adjustable ± 1cm ± 0.5kg 111501000094 Rev.03 Dec.2021



KARMA MEDICAL PRODUCTS CO., LTD.
T +886-5-206 6688
F +886-5-206 7788
Email: globalsales@karma.com.tw

karma
www.KarmaMedical.com

karma A Better Wheelchair, A Better Fit



Manual Wheelchair

flexx

Flexible, Robust, and Stylish

Flexx is designed with key adjustments to create a suitable sitting environment and fit individual needs. With its ellipse-shaped frame design, Flexx is not only stylish but also durable.



flexx



Fully adjustable for the best comfort and propelling performance

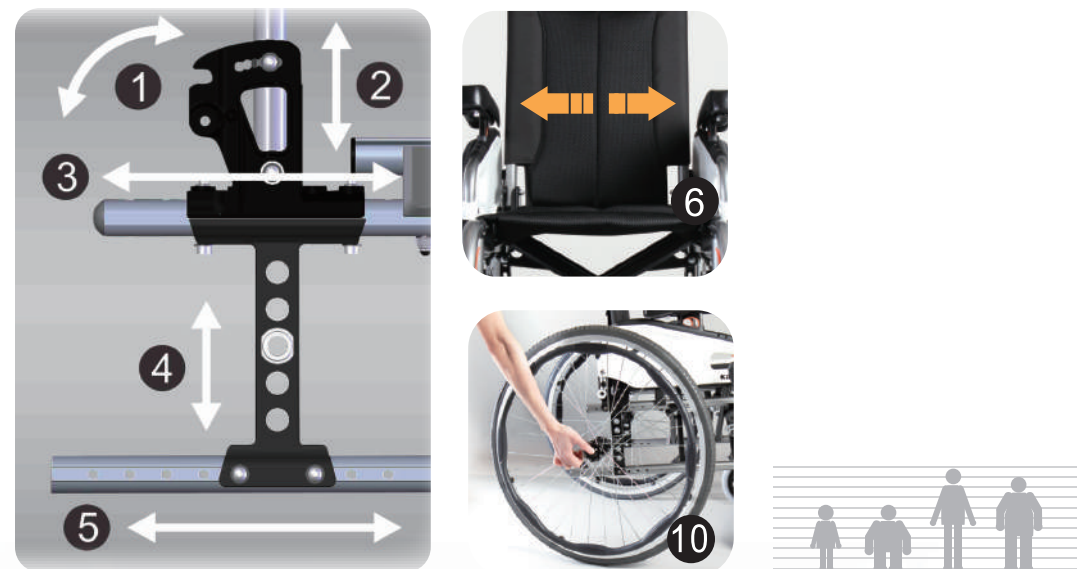


flexx ^{HD}

Extra durable and upgraded capacity for plus-size individuals



flexx



Configurable Dimensions

1. Backrest angles: -4° / 0° / 4° / 8° / 12° / 16°
2. Backrest heights : 43 / 51 / 38-53cm optional
43 / 51 / 38-46cm optional **HD**
3. Seat depths: 41 / 43.5 / 46cm
41 / 46 / 51cm **HD**
46 / 48.5 / 51cm **TALL**
4. Seat to ground heights: 39 - 53cm
45.5 - 53cm **HD TALL**
5. Adjustable axle plate
6. Seat widths: 38 / 40.5 / 43 / 45.5 / 48 / 50.5cm
40.5 / 43 / 45.5 / 48cm **HD TALL**
7. Front caster: 5" / 6" / 7" / 8"
6" / 7" / 8" **HD TALL**
8. Rear wheel: 14" (Mag. wheel) / 20" / 22" / 24"
14" (Mag. wheel) / 22" / 24" **HD TALL**
9. 25 Rear wheel positions
10. Quick release axle



Universal Design

The bright color of the key lockers are self-explanatory. Users can easily operate the footrests and armrests without hesitation.

Comfortable Seating and Easy Transfer

Flexx is equipped with flip-back armrests as well as legrests which can be swung inward, outward and removed. These functions are all for the key design of Flexx - "Easy Transfer".



Maximize Driving Performance

25 rear wheel positions can be adjusted



Height Adjustable Armrests

Tool-free adjustable armrest height from 21-29cm for ease of adjustment while seated.

• Except for **flexx**



Flip-back Armrests

Robust skirt guard and an integrated locking system that allows for easier transfer in and out of the chair.



Rigidity

Double crossbrace




Grip Legrests

Inward/ outward swing away footrests improve convenience in tight areas which also allows easier access to the chair.

Flexx provides versatile options and accessories to satisfy individual needs

Legrests & Footplates



Elevating Legrests
Offer optimal compensation with adjustable length 38-48 cm.

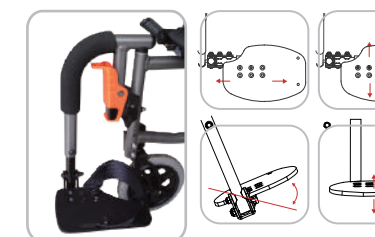


Amputee Legrests
Height, angle and depth adjustable for perfect support.



Angle Adjustable Footplates
70°-110° angle adjustable.

Backrest & Seat



90° Legrests & Multi-direction Adjustable Footplates
90° legrests with adjustable footplates to match the user's needs.



1" & 2" Extended Tube
Add 1" or 2" to create your ideal comfortable seat depth without the use of a replacement seat cushion.



Adjustable Handle Height
15cm adjustment.



Foldable Backrest



Adjustable Backrest Height



Tension Adjustable Backrest Upholstery
Prevent a hammock effect. Can be shaped to enhance comfort and fit individual users.

Fork



Short/Long Fork (Standard)



Stylish Short/Long Fork



2" Wide Fork

Rear Wheel




14" 20" 22" 24"

Caster



5" 6" 7" 8" 200x50

Brake



Attendant Brake

Safety Options



Tie-Down Bracket



Swing-away & Height Adjustable Anti-Tippers

Easily swing away by foot without bending over.

Armrest



Boat Armpad



Hemi Armrest



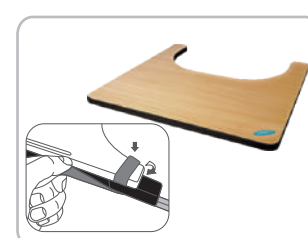
Foldable Headrest

Headrest

Accessories




Pelvic Belt



Lap Tray



Cane Holder



Rigidifying Push Bar

Offers the best structure, strength, and comfort when the chair is on the move. Easily folded, and length is extendable.



Oxygen Tank Holder



IV Pole Holder

• Available options and accessories may vary according to different models.