

A man with a beard and short hair is sitting in a black power wheelchair in a bright, modern living room. He is wearing a light grey hoodie over a white t-shirt and khaki pants. He is looking upwards and to the right with a thoughtful expression. The room features a large, light-colored wooden shelving unit filled with books and decorative items, including a globe on top. A floor lamp with a white shade is visible behind him. The overall atmosphere is clean and bright.

karma

A Better Wheelchair, A Better Fit

Top Line Power Wheelchair
Accessories

karma A Better Wheelchair, A Better Fit

Karma wheelchairs have been designed to accommodate a wide range of users. With the right combination of accessories, features, and functions, we hope that Karma wheelchair users will come away with a mobility device that meets their everyday needs.

We also know that approaching each day with purposeful action and a positive attitude helps us surmount life's challenges. At Karma, we strive to make a positive contribution to every individual. We sincerely hope your Karma wheelchair brings positivity to your life.

Sometimes life throws us challenges but no matter what happens, we must continue to spread good karma. We hope that our hard work will help our customers both physically and mentally.

Headrest _____ **3**

Support _____ **5**

Control & Table _____ **8**

Legrest _____ **9**

Other _____ **11**





Headrest

Users need a headrest to support their neck and head. For user's with a Tilt-in-Space or reclining wheelchair, a headrest is a must for comfort and safety. Wheelchair users who use transportation need a headrest to improve the head rebound in the event of an accident, which without the headrest, can result in whiplash.



Lectus Standard Headrest

The Lectus standard headrest is for wheelchair users with good head control and can provide basic head support when the user is resting. The rear joints allow the position of the headrest to be adjusted in height, depth, and angle. It can be removed without the loss of settings. The unit can be ordered with a breathable 3D mesh cover or with water repellent Dartex.



Breathable 3D Mesh

421000000078- Standard Lectus Headrest
421000000076- Standard Lectus Headrest compatible with headrest rail



Dartex (Water Repellent)

421000000077- Standard Lectus Headrest
421000000075- Standard Lectus Headrest compatible with headrest rail



▶ watch the installation video



Contoured Headrest - Breathable 3D Mesh

Suitable for users who require more head and neck support. The contoured headrest provides better comfort and increased stability for the user's head and neck. The rear joints allow the position of the headrest to be adjusted in height, depth, and angle.

390500000007- Contoured Headrest 3D Mesh
390500000019- Contoured Headrest 3D Mesh compatible with headrest rail



Multi-Adjustable Headrest

The height, angle, and curvature of the headrest are adjustable and help ease the pressure on the head and neck. The shape of the headrest can be flat, U-shaped, or curved to the user's preference. An additional rail can be added to increase the horizontal range of adjustment.



Breathable 3D Mesh

390500000010- Multi-Adjustable Headrest

390500000018- Multi-Adjustable Headrest compatible with headrest rail



Dartex (Water Repellent)

390500000011- Multi-Adjustable Headrest

390500000017- Multi-Adjustable Headrest compatible with headrest rail



Headrest Rail (off-center positioning)

The headrest rail is an optional accessory that can be added to the back pan to expand the horizontal range of a headrest placement. These adjustments allow the user to rest more easily and comfortably.

421000000007 - Headrest Rail



Support



Adjustable Chest Support

The support is adjustable in height, depth, and angle to accommodate the user's upper body and individual support requirements. This chest support is attached via the armrests and can be removed without the loss of settings. The unit can be ordered with a breathable 3D mesh cover or with water repellent Dartex.



Breathable 3D Mesh
421000000073 - Adjustable Chest Support



Dartex (Water Repellent)
421000000072 - Adjustable Chest Support




▶ watch the installation video



Chest Belt (with soft padding and clip)

Suitable for users who need more upper body support to stabilize themselves in the standing position. The lightweight chest belt has convenient disassembly and assembly for transportation or storage. The chest belt can also be used as a simple torso strap when sitting.

421000000074 - Chest Belt



Side Support Wedges

Suitable for users who need more solid side support. The support wedges can be mounted directly between the backrest panel and cushion to increase the contour of the side panel. The shape of the wedges can be customized to the user's support requirements.

421000000054- 670mm Backrest Height
421000000053- 600mm Backrest Height
421000000052- 530mm Backrest Height



▶ watch the installation video



Deep Contour Side Panels

Suitable for users who require more solid side support for the upper body. They can be mounted directly onto the backrest pan and its position can be adjusted in height, width, and vertical angle. The unit can be ordered with a breathable 3D mesh cover or with water repellent Dartex.

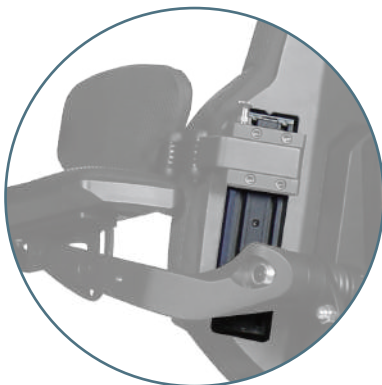
- Breathable 3D Mesh**
 421000000057- Deep Contour Side Panels left side mount
 421000000058- Deep Contour Side Panels right side mount
 421000000079- Deep Contour Side Panels, set
- Dartex (Water Repellent)**
 421000000055- Deep Contour Side Panels left side mount
 421000000056- Deep Contour Side Panels right side mount
 421000000080- Deep Contour Side Panels, set



Lateral Supports

The back panel of the standard seat provides basic side support however if the user needs additional torso support or posture adjustments, additional lateral supports can be added. The height, width, depth, and angle are adjustable. The panels can be quickly released and swung away without the loss of settings, for easier side transfer. The unit can be ordered with a breathable 3D mesh cover or with water repellent Dartex.


- Breathable 3D Mesh**
 421000000070- Lateral Support left side mount
 421000000071- Lateral Support right side mount
- Dartex (Water Repellent)**
 421000000068- Lateral Support left side mount
 421000000069- Lateral Support right side mount



Rail for Lateral Supports

The lateral support rails can be used to move the lateral supports up and down to increase the adjustability in height.

421000000007 - Rail for Lateral Supports



Lumbar Supports

This is suitable for users who need additional lumbar support to reduce back pain. The lumbar supports include two pieces that can be used individually or together. Using Velcro, the user can find the best placement that will support their lumbar area. This add-on can be customized to accommodate the user's support requirements.

421000000045 - Lumbar Supports





Hip Supports

Suitable for users who need a stable sitting posture, the hip supports can be fixed to both sides of the pelvis to maintain the user's sitting position. The hip supports are height, width, depth, and angle adjustable to meet the needs of the user. The unit can be ordered with a breathable 3D mesh cover or with water repellent Dartex.



Breathable 3D Mesh

421000000066- Hip Support left side mount
421000000067- Hip Support right side mount



Dartex (Water Repellent)

421000000064- Hip Support left side mount
421000000065- Hip Support right side mount



Pelvic Positioning Belt, clip

Suitable for all users, the pelvic positioning belt will stabilize the user's sitting position. When driving over uneven surfaces, or in the event of emergency braking the pelvic belt will help the user remain in the correct position.

151200000063- Pelvic Positioning Belt, clip



Pelvic Positioning Belt, auto retract

Suitable for all users, the pelvic positioning belt will stabilize the user's sitting position. When driving over uneven surfaces, or in the event of emergency braking the pelvic belt will help the user remain in the correct position. The main feature of the auto-retractable pelvic belt is that it will automatically retract to a fixed position when it is unfastened, so it doesn't hang down.

151200000064- Pelvic Positioning Belt, auto retract



Control & Table




Attendant Control CJSM, lever action

This is suitable for those who need an attendant to control the wheelchair. The attendant control unit can be easily mounted on the back of the Altus and Lectus seats. It provides an intuitive interface for the attendant to drive the power wheelchair with ease.

- 420200000078- Attendant Control CJSM left side mount
- 420200000079- Attendant Control CJSM right side mount



▶ watch the installation video



Tray Table Control, with flip-up joystick module

For user's who prefer to have the tray table surface with a flip-up build-in joystick. The transparent Polycarbonate tray table means that the user can see clearly where they are driving. The tray can be flipped to the side when it isn't being used so the user can transfer out the wheelchair via the front or opposite side. When the joystick module is flipped to create a flat surface, the joystick automatically switches off.

- 420800000104- 410 mm Backrest Height - Tray Table Control left side mount
- 420800000105- 410 mm Backrest Height - Tray Table Control right side mount
- 420800000106- 460mm Backrest Height - Tray Table Control left side mount
- 420800000107- 460mm Backrest Height - Tray Table Control right side mount
- 420800000108- 510 mm Backrest Height - Tray Table Control left side mount
- 420800000109- 510 mm Backrest Height - Tray Table Control right side mount



▶ watch the installation video



Tray Table General

For special controls e.g. head control, chin control...etc. The tray table provides a helpful surface for the user. The transparent Polycarbonate tray table means that the user can see clearly where they are driving. The tray can be flipped to the side when it isn't being used so that it doesn't disrupt the transfer in and out of the wheelchair.

- 420800000098- 410 mm Backrest Height - Tray Table General left side mount
- 420800000099- 410 mm Backrest Height - Tray Table General right side mount
- 420800000100- 460mm Backrest Height - Tray Table General left side mount
- 420800000101- 460mm Backrest Height - Tray Table General right side mount
- 420800000102- 510 mm Backrest Height - Tray Table General left side mount
- 420800000103- 510mm Backrest Height - Tray Table General right side mount



▶ watch the installation video




Legrest

Knee Support


The knee supports are used to stabilize the lower body by preventing the knees from bending when the user is in the standing position. The knee support is height, depth, and angle adjustable to accommodate the user's support requirements. The quick-release function means that the supports can be removed without losing the settings. The unit can be ordered with a breathable 3D mesh cover or with water repellent Dartex.



 Breathable 3D Mesh
421000000062- Knee Support

 Dartex (Water Repellent)
421000000061- Knee Support




 watch the installation video

Calf Supports

Suitable for users whose feet are more likely to slip backward when the leg rests are elevated. When the leg rests are elevated, the calf supports support the lower leg to make sure that the user can fully relax.



 Breathable 3D Mesh
150900000021- Calf Supports

 Dartex (Water Repellent)
150900000022- Calf Supports

Center Mount Footplate, one-piece

The center mount footplate is suitable for those who want to bridge the gap between the default two-piece footplates. On Evo Altus (standing wheelchair), it can be positioned as close to the ground as possible, which means it is easier for the user to step in and out of the wheelchair. This footplate can be flipped up.



420600000059- Center Mount Footplate



 watch the installation video



Power Legrest Length Adjustment

The Lectus seat will automatically lengthen the legrests when the power elevating function is used so that the user will not feel compressed on the joints. The standard compensation length is 200mm with preset increments. For those who need a smaller legrest length (0-150mm), this accessory allows the increments to be personalized.

420700000058- Power Legrest Length Adjustment

Lectus Seat Only



Push Handles

Convenient for attendants to push the wheelchair.

- 420200000082- Push Handles, set
- 420200000076- Push Handles left side mount
- 420200000077- Push Handles right side mount



Backpack Hooks, pair

The backpack hooks provide a safe place for the user to store their backpack.

- 421300000004- Backpack Hooks



Rear Bumper Wheels, pair

When navigating the wheelchair indoors, there is a higher chance of accidentally causing a collision. The rear bumper wheels will roll over any surfaces that the wheelchair comes into contact with, therefore reducing damage to the wheelchair and the furniture.

- 150600000021- Rear Bumper Wheels

EVO Series Only



Telescopic Armrest Support

This is ideal for users who often lean on the tray table or rely on the armrests to lift themselves out of the wheelchair. This accessory strengthens the armrest capacity up to 136kg on each side.

421000000059- Telescopic Armrest left side mount
421000000060- Telescopic Armrest right side mount



Gyro

The gyro ensures that when the user is driving over rough terrain or at high speed, the wheelchair will still travel in the direction that the joystick is pointing.

110718000003- Gyro

EVO Series Only

karma

KARMA MEDICAL PRODUCTS CO., LTD.

www.karmamedical.com

Email: globalsales@karma.com.tw

T +886-5-206 6688

F +886-5-206 7788

CE ISO13485